

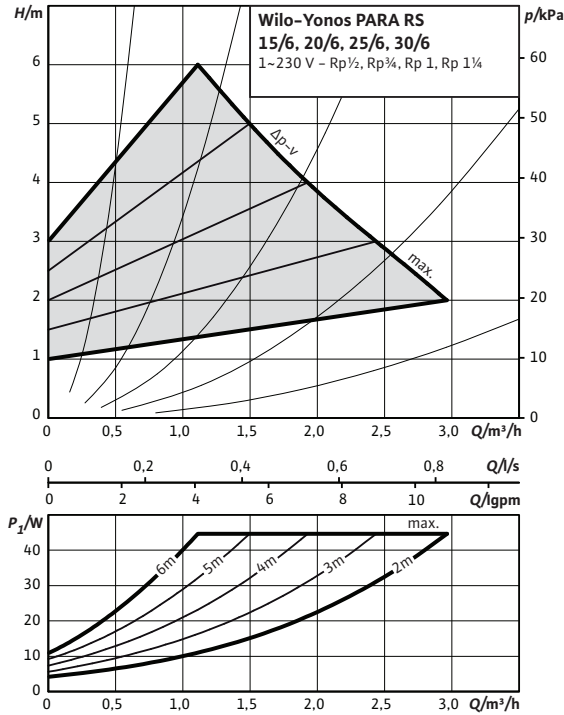
# Heating and cooling

## High-efficiency pumps

### Pump curves Wilo-Yonos PARA Red Knob 15/6, 20/6, 25/6, 30/6

#### Wilo-Yonos PARA 15/6, 20/6, 25/6, 30/6

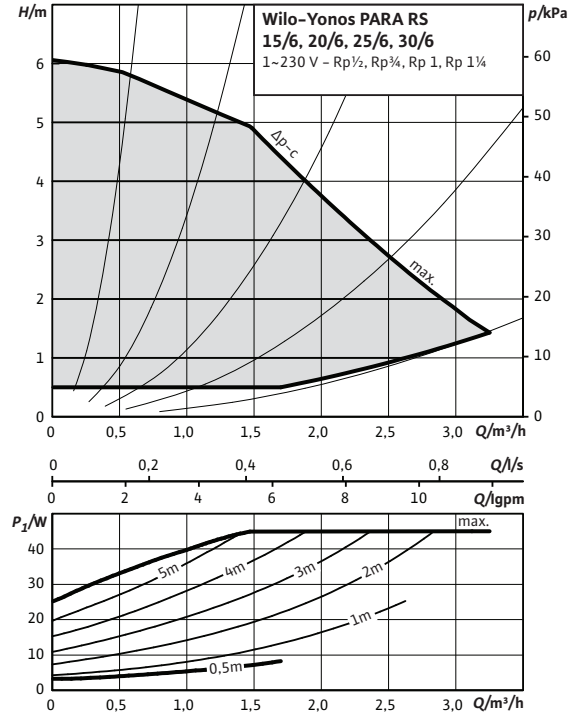
##### Δp-v (variable)



Tolerances of each curve according to EN 1151-1:2006

#### Wilo-Yonos PARA 15/6, 20/6, 25/6, 30/6

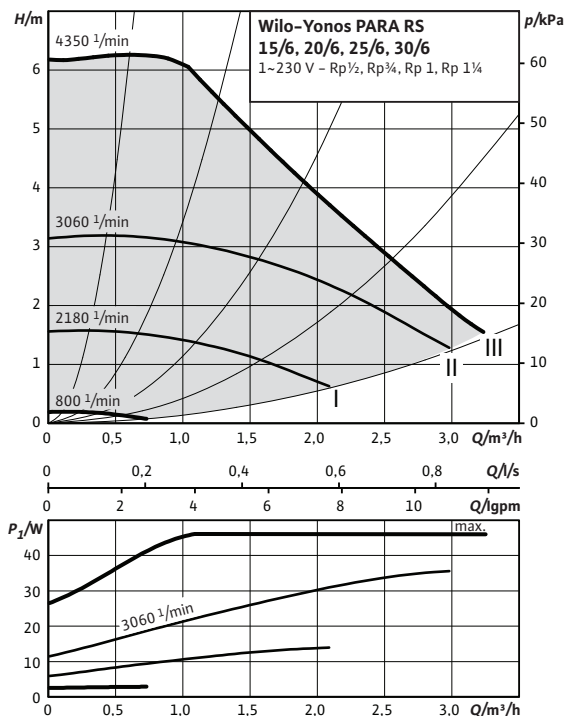
##### Δp-c (constant)



Tolerances of each curve according to EN 1151-1:2006

#### Wilo-Yonos PARA 15/6, 20/6, 25/6, 30/6

##### Constant speed I, II, III



Tolerances of each curve according to EN 1151-1:2006